



Service Manual

Freestanding Cooling

Combi

KGCE 3954/V/O

Model Version		Page
	KGCE 3954/V/O	
	8550 541 18011	
	Technical data	2
	Spare part list	3
	Exploded view	4
	Circuit and Wiring diagram	5

Technical data

Dimensions

Height	202	cm
Width	59.2	cm
Depth	60	cm

Capacity

Total		
gross	388	l
net	366	l
Cooling		
gross	267	l
net	266	l
Freezing		
gross	121	l
net	100	l

Electrical connection

Voltage	220 - 240	V
Frequency	50	Hz

Power consumption

in 24 hours	1.63	kWh
-------------	------	-----

Freezing capacity

in 24 hours	15	kWh
-------------	----	-----

Compressor (cooling)

Type	EMS 36 HLP	
Capacity (CECOMAF)	77	W

Compressor (freezing)

Type	GL 60 AA	
Capacity (CECOMAF)	108	W

Refrigerant (cooling)

Type	R 134 a	
Quantity	50	g

Refrigerant (freezing)

Type	R 134 a	
Quantity	80	g

Thermostat

Electronic

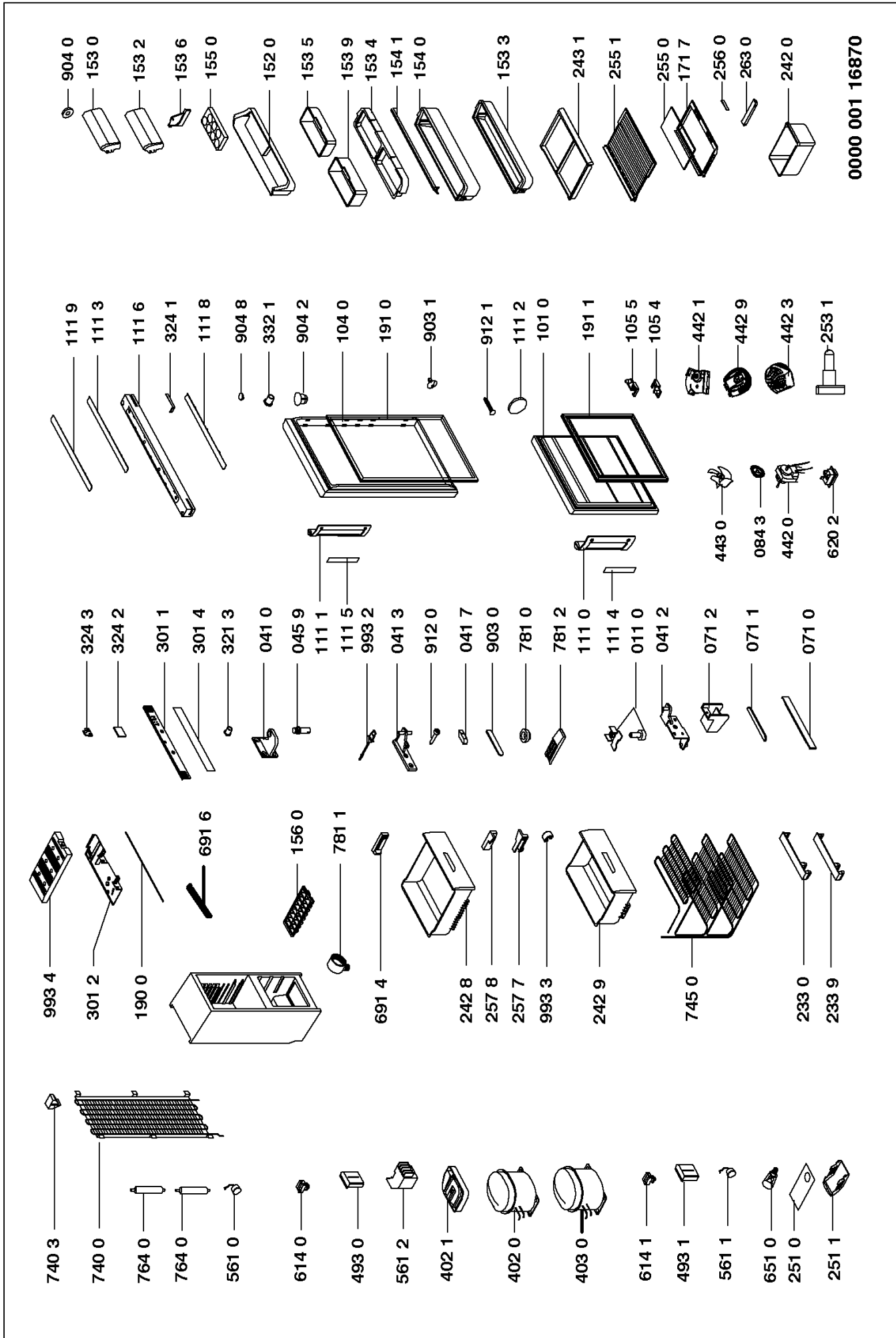
Spare part list

Model KGCE 3954/V/O
Service No. 855054118011
Version 855054118011

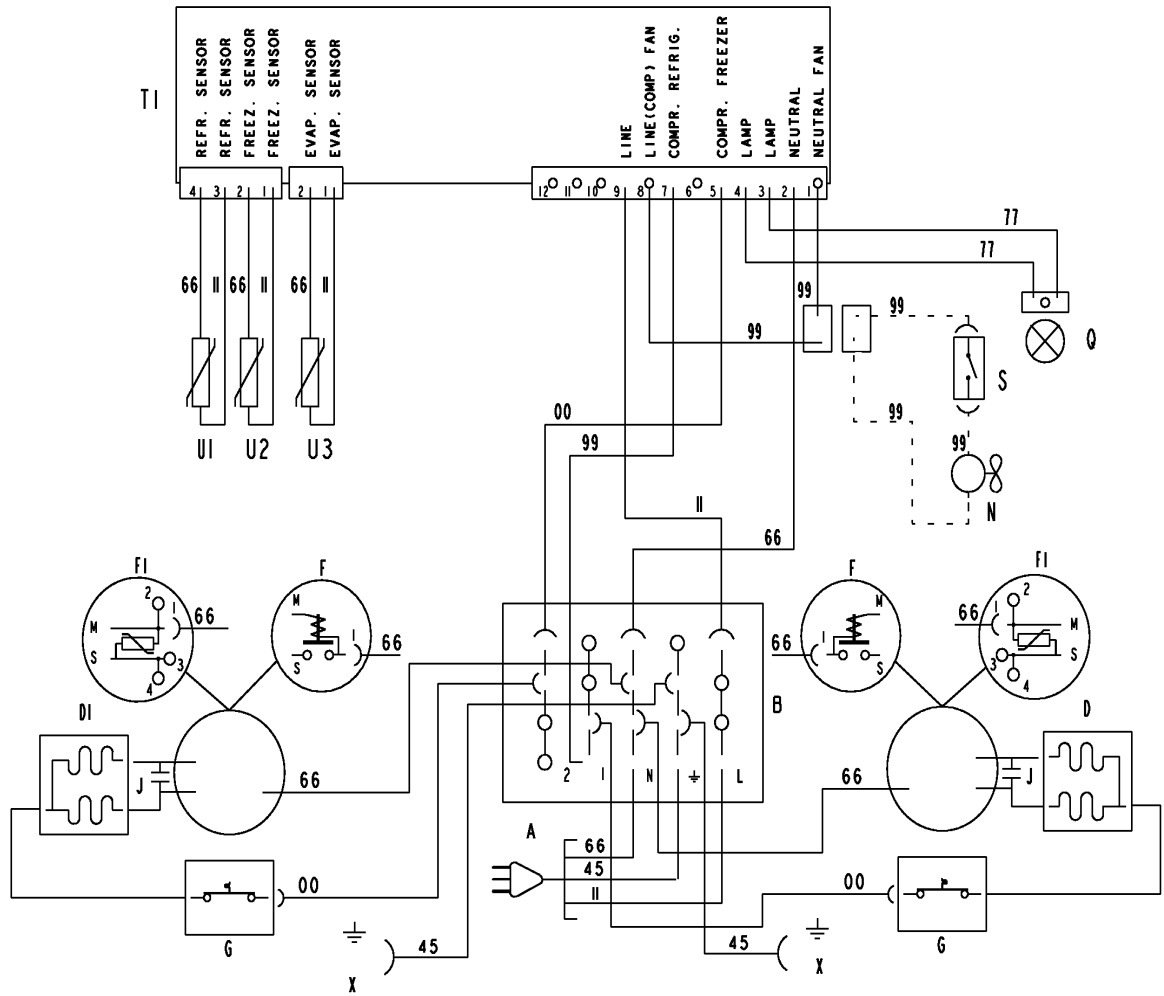
Pos. No.	12NC Code	Description
011 0	4819 505 18335	Foot
041 0	4819 417 19408	Hinge,upper
041 2	4819 417 19411	Hinge,lower
041 3	4819 417 19409	Hinge,middle
041 7	4819 462 58152	Cover,hinge
045 9	4819 535 98647	Pivot
071 0	4819 442 68227	Plinth
071 1	4819 460 78196	Insert,plinth
071 2	4819 404 78921	Support
084 3	4819 529 18124	Dumper
101 0	4819 442 68303	Door,freezer
104 0	4819 442 68494	Door RF outer
105 4	4819 466 89226	Stop,door
105 5	4819 466 89225	Stop,door
111 0	4819 498 78045	Handle,door
111 1	4819 498 78384	Handle,door
111 2	4819 462 79466	Cover
111 3	4819 460 78238	Insert
111 4	4819 460 78242	Handle insert
111 5	4819 460 78731	Insert
111 6	4819 466 98968	Profile
111 8	4819 460 78318	Insert
111 9	4819 460 78409	Insert
152 0	4819 418 79736	Door,dairy
153 0	4819 442 78367	Door,flap
153 2	4819 442 78368	Door,flap
153 3	4819 418 79318	Door,dairy
153 4	4819 418 79687	Holder,contain.
153 5	4819 418 79317	Container
153 6	4819 442 78094	Separator
153 9	4819 418 79316	Container
154 0	4819 418 79215	Bottle shelf
154 1	4819 460 78303	Bottle holder
155 0	4819 460 88408	Holder, eggs
156 0	4819 418 78977	Tray ice cube
171 7	4819 459 48721	Frame
190 0	4819 532 68737	Gasket
191 0	4819 468 18132	Gasket
191 1	4819 468 18051	Magnetic seal
233 0	4819 466 98951	Support f.evaporator
233 9	4819 466 99082	Support f.evaporator
242 0	4819 418 79312	Crisper
242 8	4819 418 79309	Basket
242 9	4819 418 79308	Basket
243 1	4819 418 79212	Container
251 0	4819 460 78198	Guard
251 1	4819 462 79771	Cover,lamp
253 1	4819 462 88081	Cap device
255 0	4819 466 78364	Crisper cover
255 1	4819 466 78365	Crisper cover
256 0	4819 458 38042	Air regulator
257 7	4819 466 99152	Basket stop le. IG9M IGLOO
257 8	4819 466 99151	Basket stop IG9M IGLOO
263 0	4819 404 79053	Bearer
301 1	4819 452 99798	Control panel

Pos. No.	12NC Code	Description
301 2	4819 214 78633	Control unit
301 4	4819 452 99837	Insert
321 3	4819 381 18226	Lens
324 1	4819 460 78239	Insert
324 2	4819 462 79767	Cover
324 3	4819 466 89233	Small plate
332 1	4819 410 28815	Button
402 0	4819 360 38686	Compressor EMS 36 HLP
402 1	4819 418 79552	Tray,compressor
403 0	4819 360 38711	Compressor GL 60 AA
442 0	4819 361 18456	Motor
442 1	4819 404 79433	Holder
442 3	4819 462 88074	Cover
442 9	4819 462 88073	Cover
443 0	4819 515 28289	Fan wheel
493 0	4819 462 88043	Cover
493 1	4819 462 79881	Cover
561 0	4819 282 28683	Protect,motor AD24AHY4
561 1	4819 280 68362	Protect,motor
561 2	4819 290 68403	Connect.block
614 0	4819 280 68359	Relay PTC+BDG 2019/B
614 1	4819 280 68327	Relay IVO-CONT
620 2	4819 276 18256	Button
651 0	4819 134 88178	Lamp T25-240V 15W
691 4	4819 462 79846	Cover
691 6	4819 462 79847	Cover
740 0	4819 511 48608	Condenser
740 3	4819 466 98259	Stop
745 0	4819 511 38651	Evaporator
764 0	4819 480 28144	Dryer
781 0	4819 532 28145	Defroster plug
781 1	4819 526 48307	Coupling,pipe
781 2	4819 418 78208	Defrostingpipe
903 0	4819 462 79769	Cover
903 1	4819 535 18117	Stopper
904 0	4819 468 18282	Damping part
904 2	4819 462 78448	Stopper
904 8	4819 462 78909	Stopper
912 0	4819 502 18152	Screw
912 1	4819 502 18338	Screw
993 2	4819 690 28169	Swab
993 3	4819 462 38784	Slide
993 4	4819 442 78082	Ice pack
993 9	4819 310 39279	Accessories not shown

Exploded view



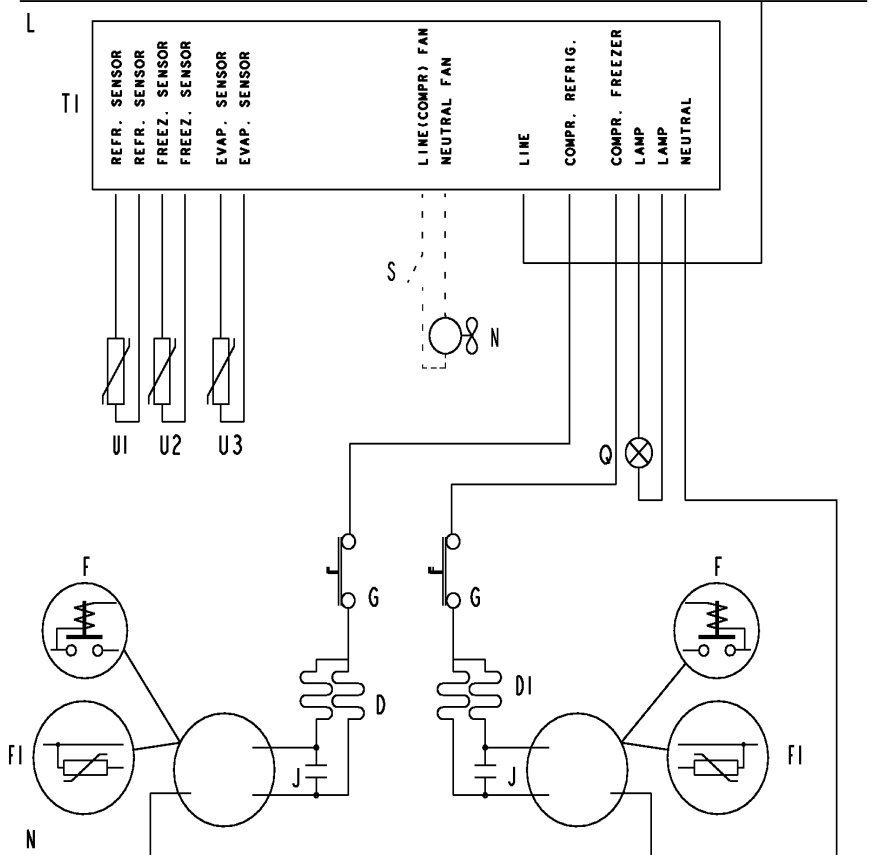
Circuit and Wiring diagram



- A PLUG
- B CONNECT BLOCK
- D REFRIG. COMPRESSOR
- DI FREEZER COMPRESSOR
- F STARTING RELAY
- FI P.T.C.
- G OVERLOAD PROTECTOR
- J CAPACITOR
- N MOTOR FAN
- Q LAMP
- S SWITCH
- TI ELECTRONIC MODULE
- U1 REFRIG. SENSOR
- U2 FREEZ. SENSOR
- U3 EVAPOR. SENSOR
- X COMPR. EARTHING

- 00 BLACK
- 11 BROWN
- 45 YELLOW GREEN
- 66 BLUE
- 77 VIOLET
- 99 WHITE

- - - OPTIONAL



4619 500 86821 A